





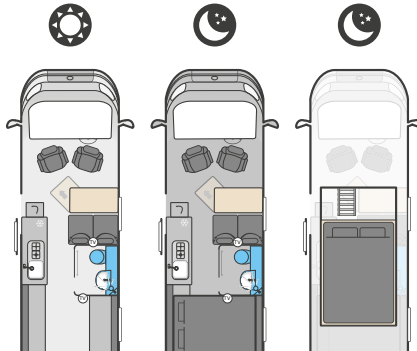
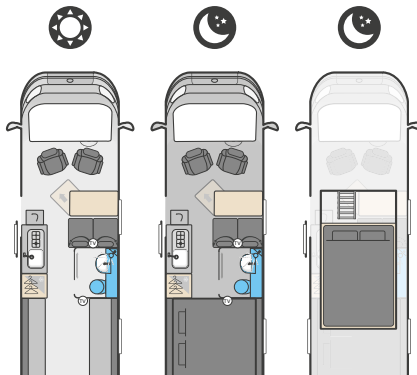
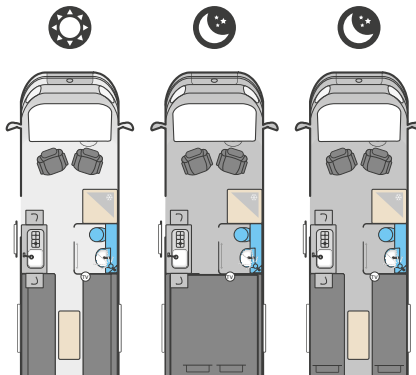


Trekker

Specification



S			X			XL		
								
Standard 165 bhp		Optional 165 bhp Auto	Standard 165 bhp		Optional 165 bhp Auto	Standard 165 bhp		Optional 165 bhp Auto
2.0ltr			2.0ltr			2.0ltr		
165bhp @ 3500rpm			165bhp @ 3500rpm			165bhp @ 3500rpm		
390Nm @ 2500rpm			390Nm @ 2500rpm			390Nm @ 2500rpm		
3.30m / 10' 10"			3.75m / 12' 4"			3.75m / 12' 4"		
4			4			2		
4			4			2		
5.53m / 18' 2"			5.98m / 19' 7"			5.98m / 19' 7"		
2.11m / 6' 11"			2.11m / 6' 11"			2.11m / 6' 11"		
2.98m / 9' 9"			2.98m / 9' 9"			2.86m / 9' 4"		
3500kg			3500kg			3500kg		
2970kg		3015kg	3085kg		3130kg	2890kg		2935kg
530kg		485kg	415kg		370kg	610kg		565kg
ONE			ONE			TWO		
2800kg#			2800kg#			2800kg#		
6000kg			6000kg			6000kg		
185cm x 123cm / 6'1" x 4'0"			185cm x 136cm / 6'1" x 4'6"			175cm x 183cm / 5'9" x 6'0"		
205cm x 130cm / 6'8" x 4'3"			205cm x 130cm / 6'8" x 4'3"					

1. The Maximum User Payload includes:
 - a. the conventional load (this is the allowance for passengers)
 - b. essential habitation equipment (items and fluids required for safe and proper functioning of habitation equipment)
 - c. optional equipment (items available from the manufacturer over and above the standard specification)
 - d. personal effects (those items not covered by the above)
2. The Mass in Running Order is the mass of the unladen vehicle including a 75kg allowance for the driver plus engine coolants and 90% of the fuel tank capacity and 1 x 6kg Calor Lite LPG cylinder.
3. The MRO is calculated with the fresh water tank empty. If you travel with water in the fresh water tank then the payload will reduce accordingly.
4. Please take care to ensure that you have allowed for the masses of all items you intend to carry in the motorhome, e.g. passengers, optional equipment, essential habitation equipment and personal effects, such as clothing, food, pets, bicycles, sailboards, sports equipment etc.

5. Warning - under no circumstances should the maximum technical permissible laden mass of the motorhome be exceeded.

- # The maximum trailer weight is limited by the gross train weight which must not be exceeded. For example, if the vehicle is at the maximum MTPLM of 3500kg, then the maximum trailer weight possible is 2500kg. Reducing the weight of the vehicle by removing payload, will allow you to increase the trailer weight up to a maximum of 2800kg.

To ensure adequate road holding, the load on the front axle, under all conditions must be not less than 40% or more than 70% of the total weight.

Care must be taken when distributing loads. The loadings above are maximum loadings and must not be exceeded under any circumstances.

Est = Estimate

