



**SWIFT**

 **BASECAMP**



**Your Home Anywhere**





# STEP INTO THE CROSSOVER CAMPING VEHICLE

Basecamp is a sporty, fun and stylish crossover camping vehicle. Designed for life's adventurers, it's the perfect choice for those seeking new experiences and outdoor pursuits away from the crowd.

Compact in size and weighing in from just 932kg (MRO), Basecamp can be towed by smaller cars and is easier to manoeuvre.







# KEY FEATURES



## SMART CONSTRUCTION

Built with the UK's leading modern construction system, using 'PURE' timberless framing that's imperious to water



## STYLISH ALLOY WHEELS

**NEW** 17" alloy wheels for an even more funky look, with a spare steel wheel in gas locker



## NEW SOLAR PANEL

**NEW** 120W solar panel, keeping you powered during off-grid adventures



## EXTERNAL POINTS

Handy shower, gas and electric 230V points, ready for any adventure



## STABILISER

AL-KO AKS 3004 stabiliser for even smoother, safer towing



## WIDE REAR DOOR WITH WINDOW

Additional window creates a light and airy interior



## PANORAMIC WINDOW

Large panoramic opening front window to see even more of the great outdoors



## OCEAN INTERIOR SCHEME

Robust, hardwearing fabrics in a fresh blue and grey design with an orange accent



## FOLDAWAY SEATING

Aluminium framed front seat bases with curved beech slats for added comfort. They also lift up to store large equipment (except Basecamp 3)



## THREE-BURNER GAS HOB

Thetford three-burner gas hob allows you to create a range of quick and easy meals



## OVEN AND GRILL

Duplex Thetford thermostatic full oven and grill complete the onboard cooking appliances



## DOMETIC FRIDGE FREEZER

Dometic (Series 10) 83 litre, electronic ignition fridge with removable freezer compartment provides plentiful storage



## FENIX WORKTOP

The kitchen worktop is fitted with a FENIX worktop, which allows for thermal healing of micro-scratches



## COMFORTABLE, SPACE-SAVING BEDS

Basecamp 2 seating converts into a large double bed, while Basecamp 3 has a fixed folding double bed with a Duvalay mattress. Basecamp 4 seating converts into a large double bed, while the dinette converts into bunk beds



## WATER SAVING SHOWERHEAD

The clever Ecocamel Jetstorm showerhead provides a powerful shower while using less water



## SWIFT COMMAND

Swift Command control panel that monitors and controls the onboard systems via a touch screen panel and a smartphone app, so you can always be in control



## COMMAND TRACKER

For added peace of mind, option to subscribe to Thatcham Category S7 approved pro-active tracker, preinstalled as part of the Swift Command system



## NEW DAB & BLUETOOTH RADIO

**NEW** integrated DAB and FM radio with Bluetooth and stylish speakers



## BLOWN AIR HEATING

Powerful Whale blown air heating keeps you warm even when the temperature drops below freezing



## RAPID HOT WATER

Whale dual fuel rapid water heater provides a quick supply of hot water



## TV AERIAL

Roof mounted TV aerial for chilled out TV evenings



## ANCHOR POINTS

Safely anchor larger equipment when travelling, such as bikes, with the floor mounted tie points



## REMOVABLE STORAGE BASKETS

**NEW** blue removable canvas zipped bags that can be easily loaded at home for a quick getaway



## EXTRA STORAGE SOLUTIONS

Soft touch wall pads with expandable storage pockets keep belongings neat and tidy



## PLEATED WINDOW BLINDS

Cassette pleated flyscreens and blinds to all windows keep bugs at bay and provide shade and privacy



## FLOORING

Practical Grey French Oak effect flooring that is high impact, scratch resistant and easy to clean



## VANGO AIRBEAM AWNING

Expand your living space with an exclusive **NEW** Vango RVA2 AirBeam® Awning



## MY SWIFT LIFE

My Swift Life provides owners with a unique personal profile, to access information that's specific to your vehicle, including; outstanding warranty claims, service information and a direct line into our Swift Customer Experience Team. For full details visit [swiftbasecamp.co.uk](https://www.swiftbasecamp.co.uk)



## FIND OUT MORE

Scan this QR code to explore further about our Basecamp range or visit [swiftbasecamp.co.uk](https://www.swiftbasecamp.co.uk)

## What is Smart Construction?

SMART is an ingenious blend of materials and construction techniques that guarantee enhanced structural integrity, improved insulation and all-important weather resistance – ensuring your investment will stand the tests of touring and help retain your Basecamp's residual value.



### STRONG

The strong timberless body frame uses 'PURE', a tough, hard polyurethane based product, that is totally impervious to water and has been proven through use.



### MODERN

SMART uses modern materials produced using cutting-edge technology and has been developed to ensure the exterior profiles maintain the modern desirable looks our Basecamps are renowned for.



### AERODYNAMIC

We continue to lead the way in aerodynamics using Computational Fluid Dynamics to help shape the bodyshell for better fuel consumption and safer towing.



### RESILIENT

Our side GRP outer and inner skins are more impact resistant than aluminium and can be easily repaired, ensuring long lasting good looks, securing your investment for the future.



### TESTED

Extensive safety and durability testing at the Millbrook track, and cold chamber testing down to minus 15°C and beyond puts prototypes through conditions most products will never have to experience in a lifetime.

## The Art of SMART Construction

**Roof:** The outer layer of the hailresistant roof is fully bonded with woven white GRP and built with increased strength to allow for any additional features, such as satellite dishes.

**PURe Polyurethane framework:** The strong timberless body frame uses 'PURE', a tough, hard polyurethane-based product that's totally impervious to water to guarantee longevity.

**Polystyrene core:** Cut to precision using innovative water jet technology, the lightweight polystyrene core ensures Grade 3 thermal properties for year-round adventures.

**GRP:** Manufactured at Swift, our GRP (glass reinforced plastic) front and rear panels are robust and resilient. The side panels feature outer and inner GRP skins of the same thickness to create a balanced panel which allows the caravan to expand and contract in different climatic conditions.

**Floor:** Each Swift caravan floor features black woven heavy-duty GRP to the underside which is insulated with 35mm Ravatherm, while the inner layer is manufactured from 9mm light, yet robust plywood, to provide strength to the floor.



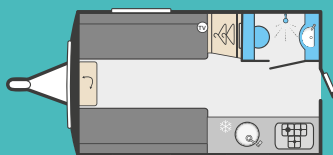
# SWIFT

## SMART



# WHICH BASECAMP IS BEST FOR YOU AND YOUR CREW?

## BASECAMP 2



  
Berths  
2



Axles  
1



Length  
5.10m / 16'9"



Weight (MTPLM)  
1043kg / 20.5cwt



Width  
2.28m / 7'6"



Max bed length  
1.98m / 6'6"



## BASECAMP 3



  
Berths  
3



Axles  
1



Length  
5.59m / 18'4"



Weight (MTPLM)  
1126kg / 22.2cwt



Width  
2.28m / 7'6"



Max bed length  
1.98m / 6'6"



## BASECAMP 4



  
Berths  
4



Axles  
1



Length  
5.59m / 18'4"



Weight (MTPLM)  
1146kg / 22.6cwt



Width  
2.28m / 7'6"



Max bed length  
1.98m / 6'6"





**SWIFT**

**FUN, FRESH,  
FUNKY!**



**WWW.SWIFTBASECAMP.CO.UK**

This brochure does not constitute an offer by Swift Group Limited (Swift). Swift reserves the right to alter specifications and prices at any time as materials and conditions demand. Distributors and dealers sell Swift products on their own account and not as agents of Swift. Accordingly, they have no authority to bind Swift or to make any representation or undertaking whatsoever on behalf of Swift. Please note, within this brochure, concept imagery may be used and therefore final specifications may be subject to change. Please confirm with your supplying dealer. All props are for photographic purposes only and are not included in the specification. Models shown may be fitted with optional extras. Issued September 2024.



**MANUFACTURED  
IN BRITAIN**